YORBEAU

Experience Vision Exploration

Corporate Presentation

May 2011

Bousquet – LaRonde Gold Trend – Ellison Target

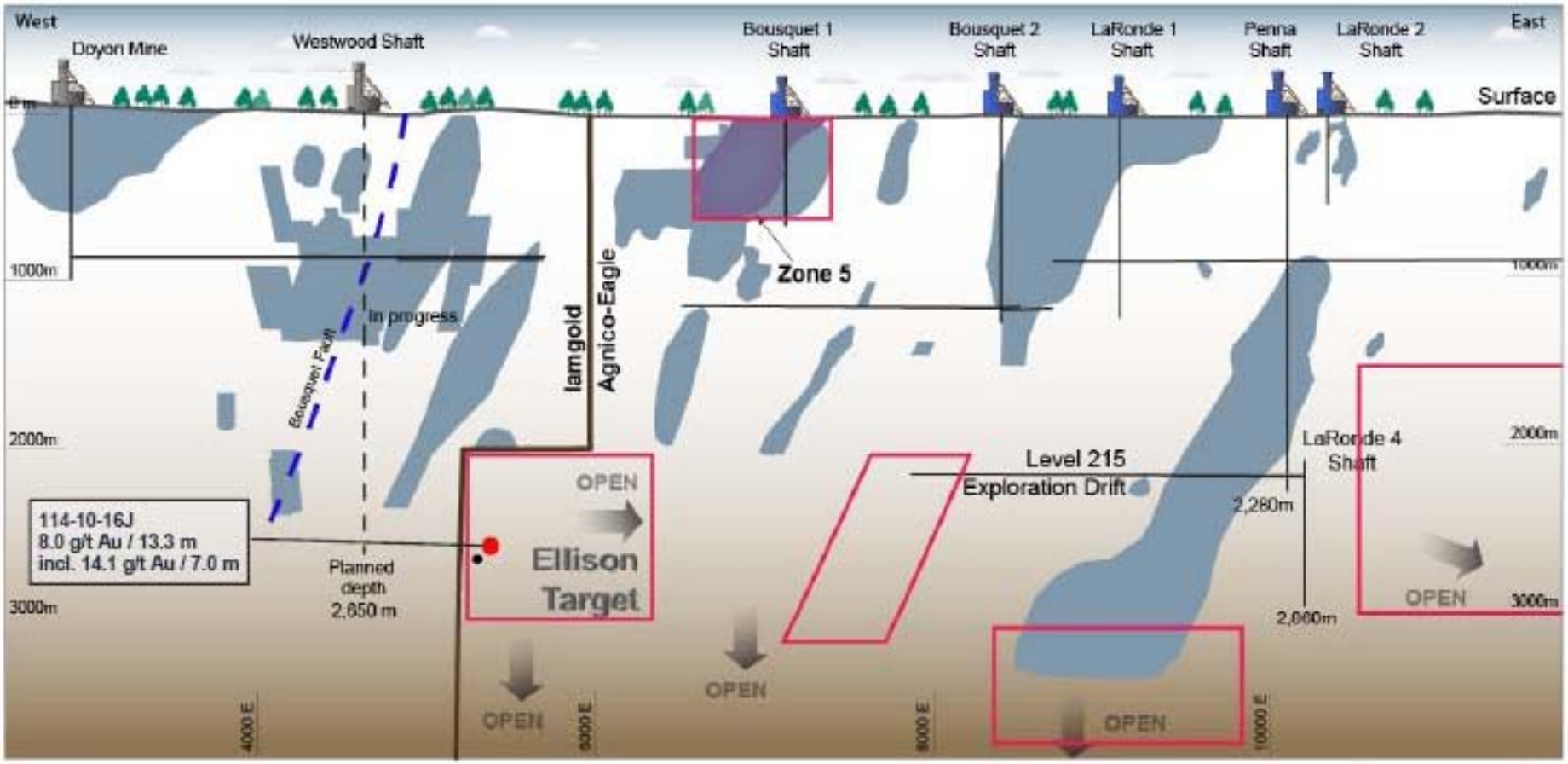

Longitudinal Section of Doyon-LaRonde Trend Showing Yorbeau's Ellison Property

Extract from Agnico-Eagle Press Release 11/30/09: Additionally, the Company is exploring its Ellison property, located approximately four kilometres west of the LaRonde mine. One hole is being drilled from surface, targeting an extension of Iamgold's Westwood deposit, which is known to cross the boundary onto Ellison. The Westwood orebody begins approximately 2 kilometres below surface and is between the Ellison property and Iamgold's Doyon property, in the same favourable horizon as the Bousquet (past producer), LaRonde and Doyon mines. Drilling began November 9 and is anticipated to reach the target area in the first quarter of 2010.

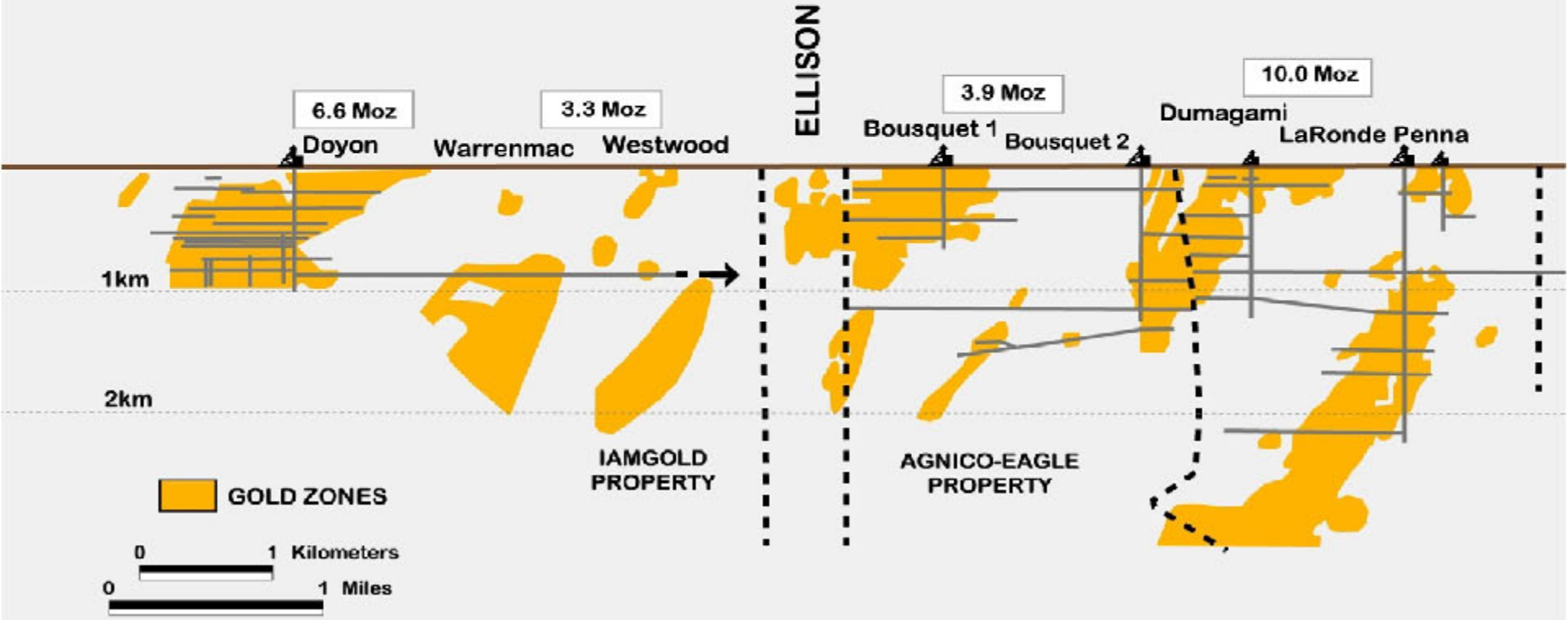

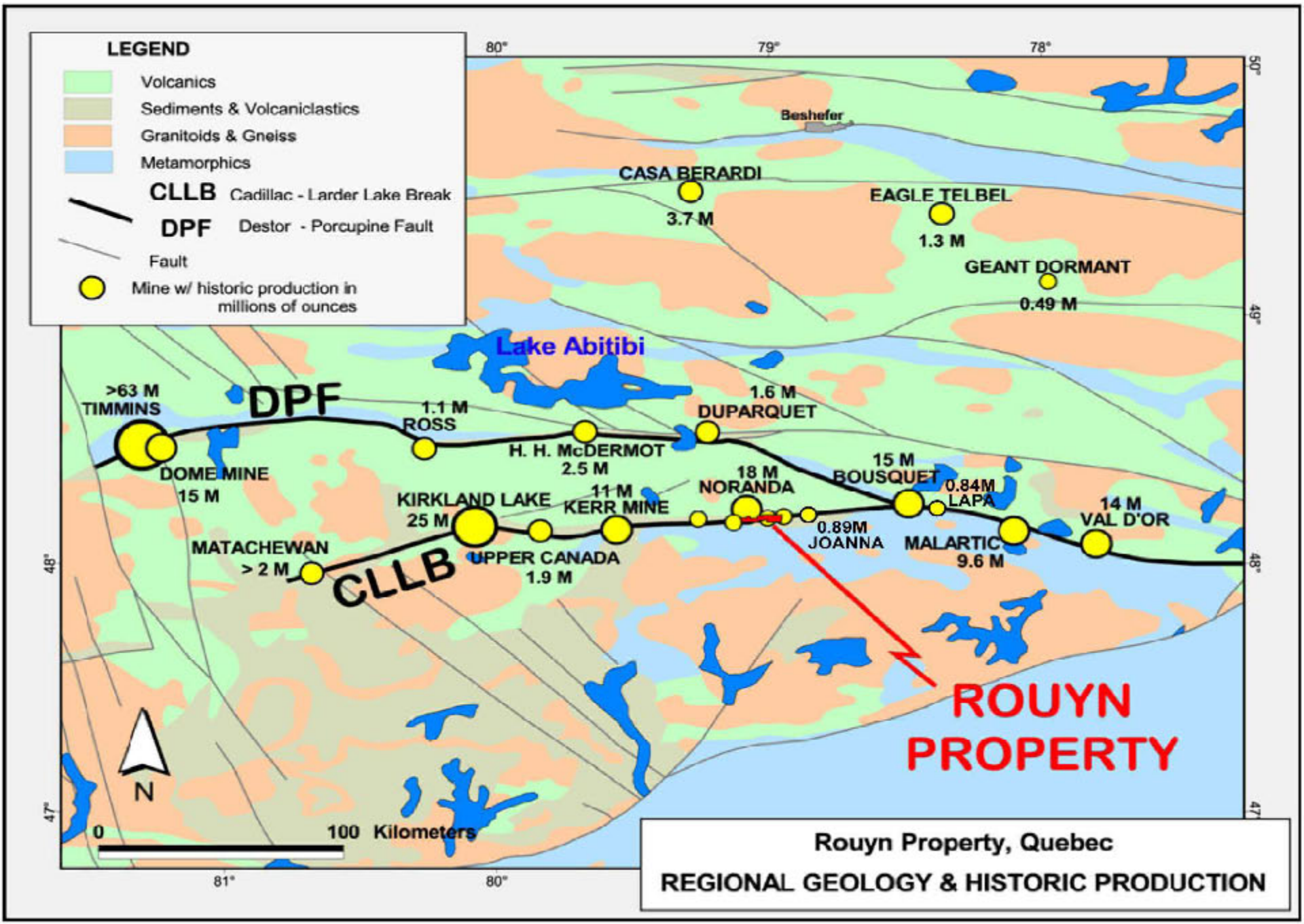

Rouyn Property, Quebec

REGIONAL GEOLOGY & HISTORIC PRODUCTION

Map of Rouyn Property: 12 km of Cadillac Break

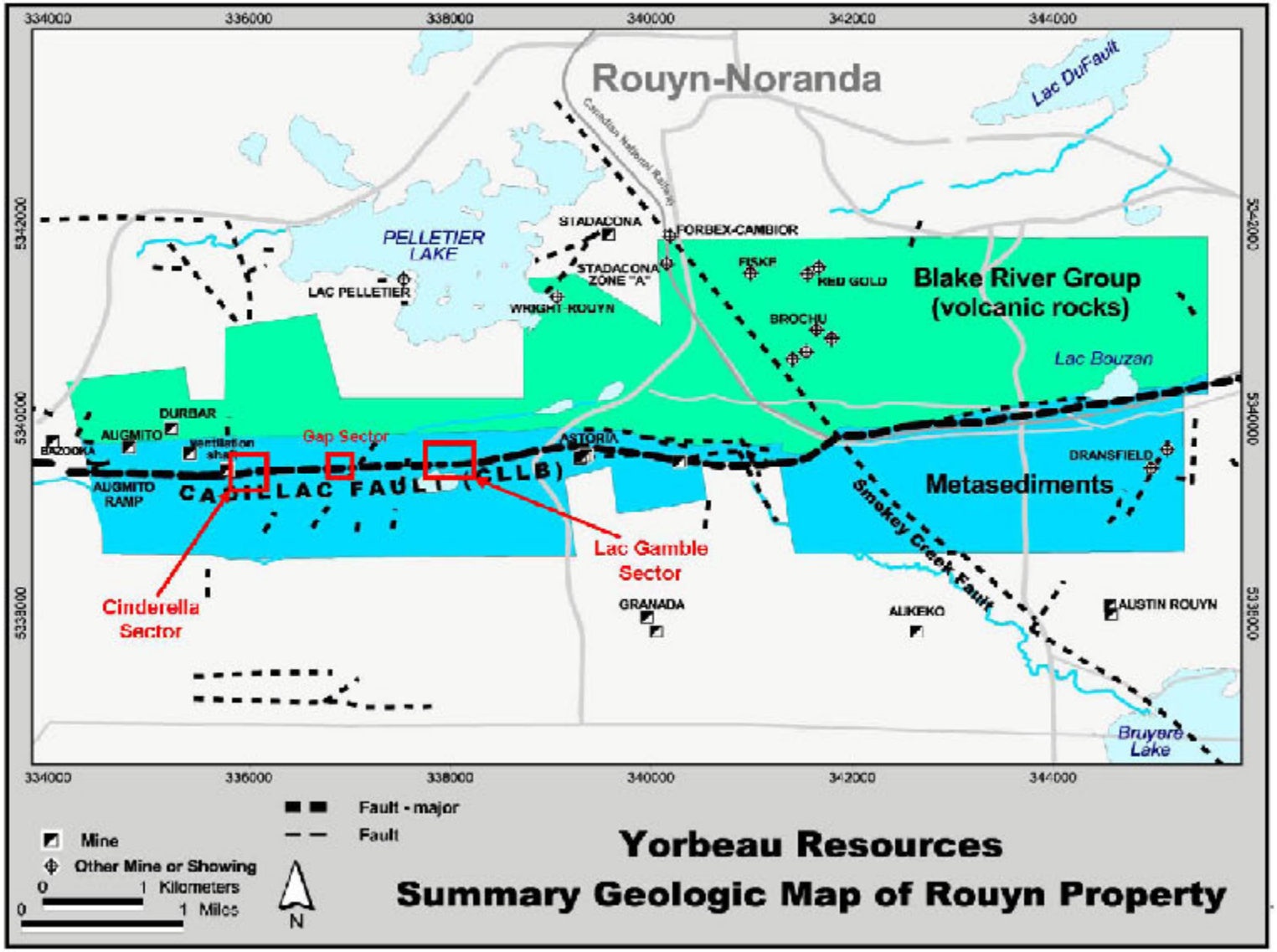

Rouyn Property Overview

- 12 km of the Cadillac-Larder Lake Break
- Property hosts two gold deposits with mining infrastructure
- Astoria Mine with a NI 43-101 resource (measured and indicated) of 349,100 ounces of gold and a 500m shaft
- Augmitto Mine with a 1.2km ramp and an historical resource

Recent Developments at Rouyn Property

- Two discoveries in 2008/09 : Lake Gamble & Cinderella
- Demonstrated continuity of ore-hosting structure over 6 km, from Augmitto mine to Astoria mine
- Comprehensive review of historical drill data
  - harmonize database to a common standard with modern methodology
  - over 350,000m of drilling over 30 years by different geologists
  - re-logging many historical holes with over 500 new samples submitted for assays
  - identification of important new target areas for additional gold discoveries
  - Augmitto mineralization much more coherent than previously understood

2011 Outlook

- Will commission a NI 43-101 compliant resource calculation on Augmitto with anticipated completion by June 2011
- Conduct in-fill and definition drilling at Company's Lake Gamble and Cinderella discoveries and commission resource estimate
- Conduct additional drilling to extend known mineralization envelopes to be followed up by additional resource estimate

Drill Log 07-S-455 showing exploration parameters that provide improved targeting of gold zones

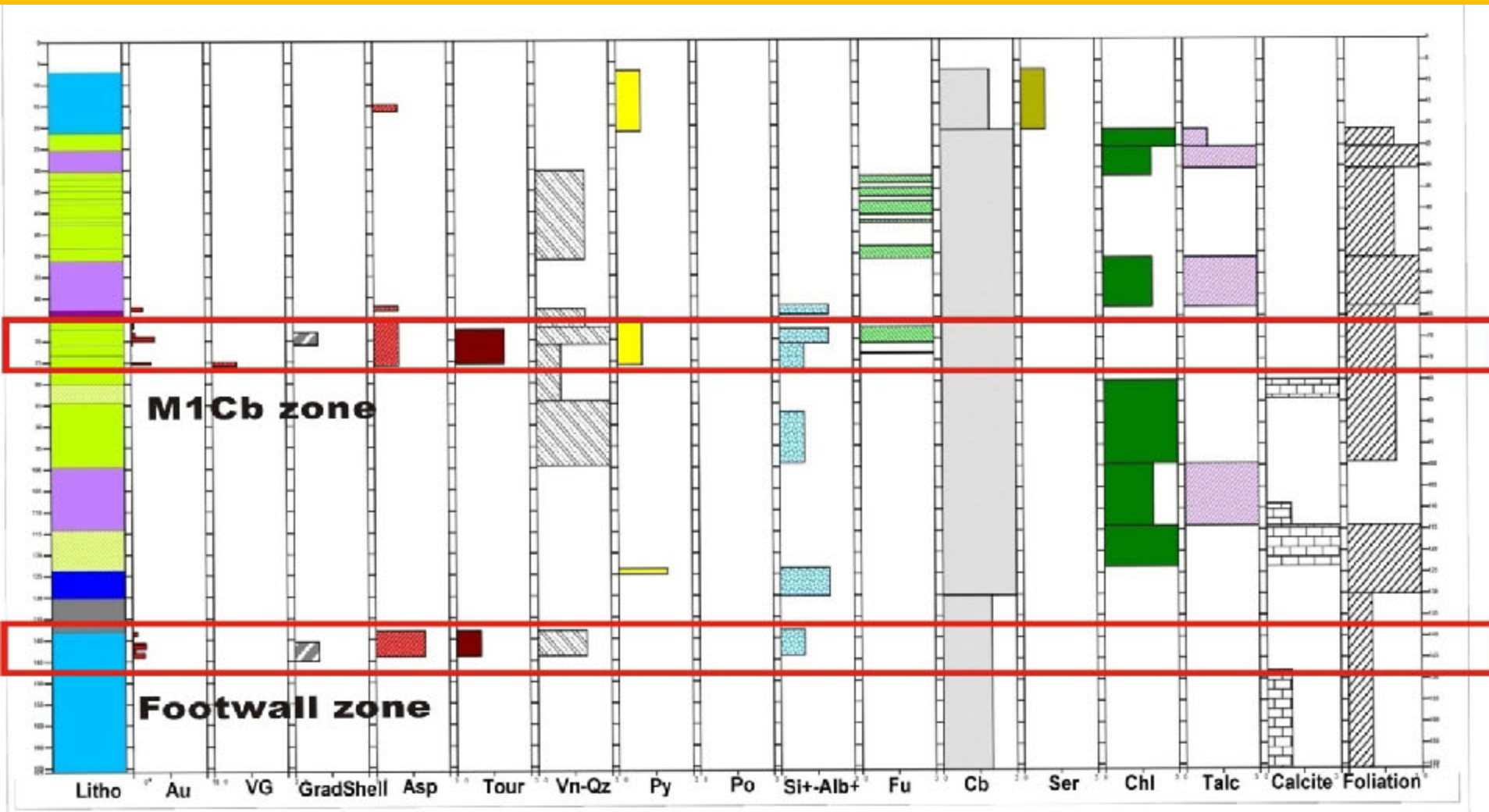

***Figure 8**: Graphical log for hole 07-S-455 showing characteristics of footwall and M1Cb favourable horizons.*

Before and After: Improved Understanding of Geology and Structure along Augmitto section 5200E.

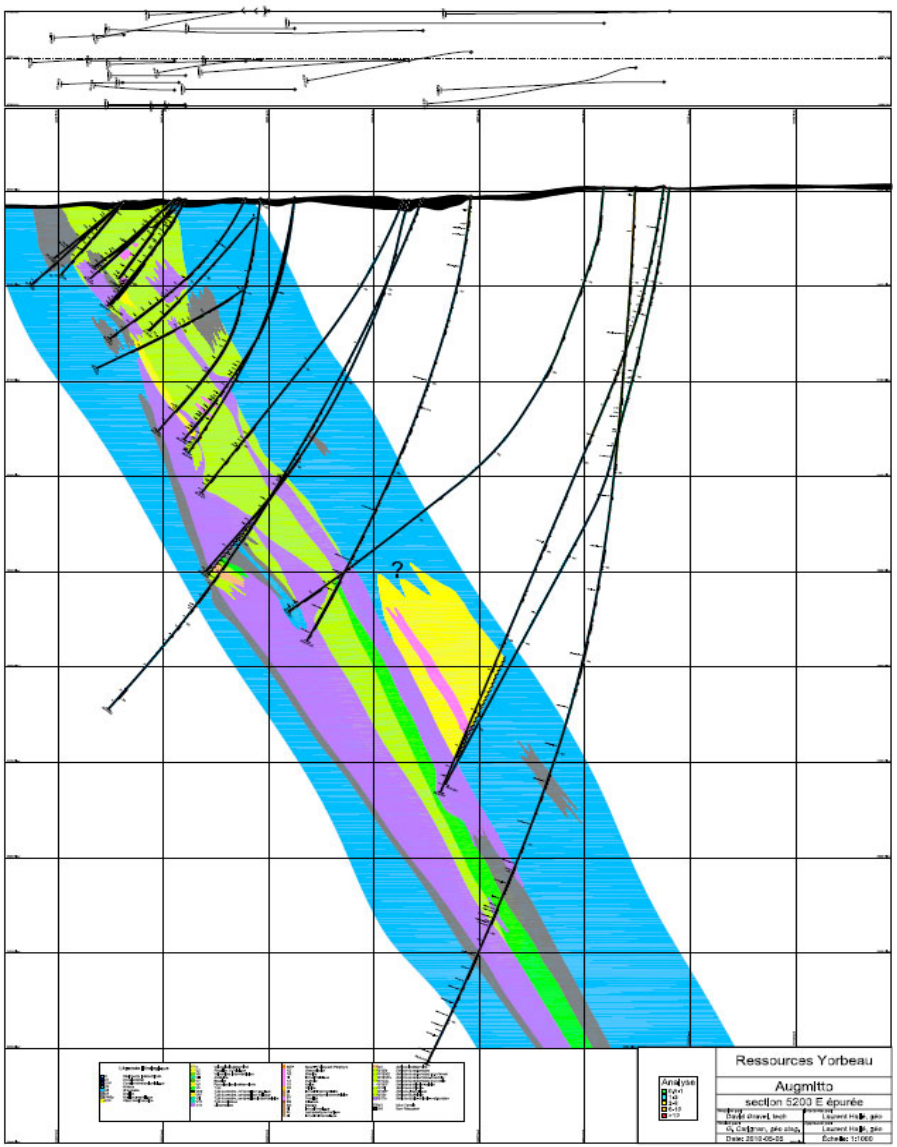

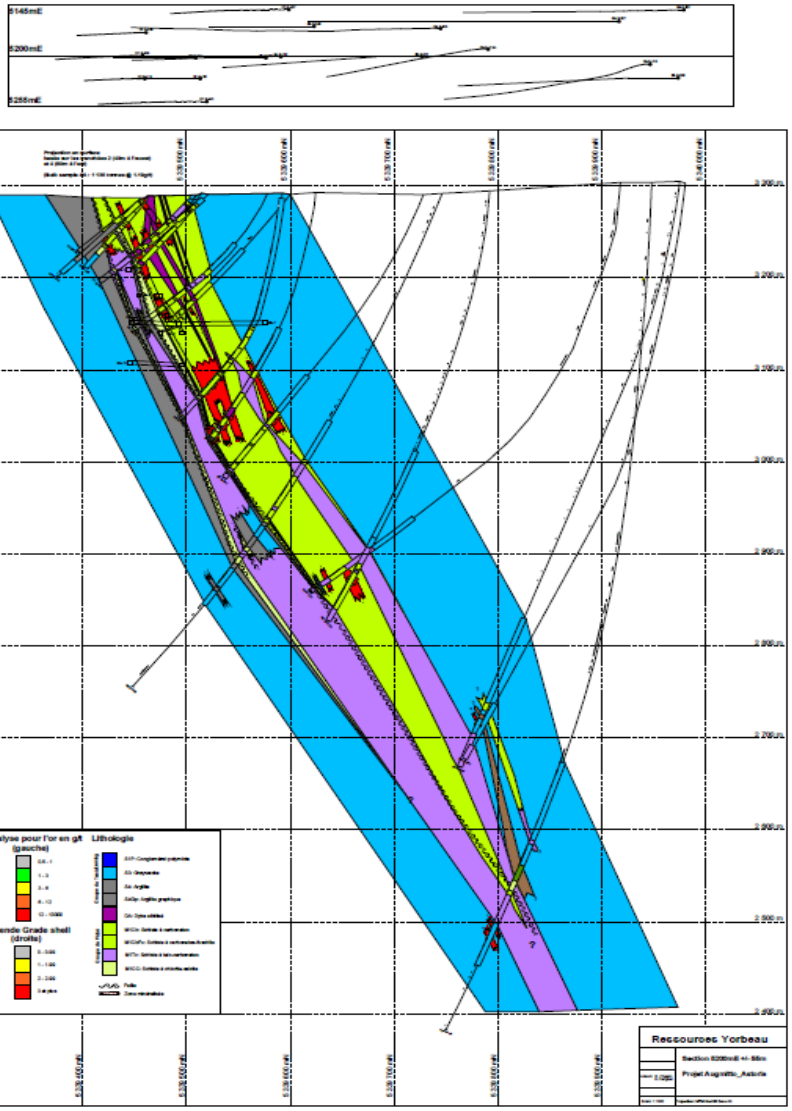

Section 5200 mE

An expanded view of Section 5200E to illustrate that many of the drill holes on this section did not penetrate all of the target zones. The apparent discontinuity of mineralization is now believed to be due to stopping many holes too short to test the sequence.

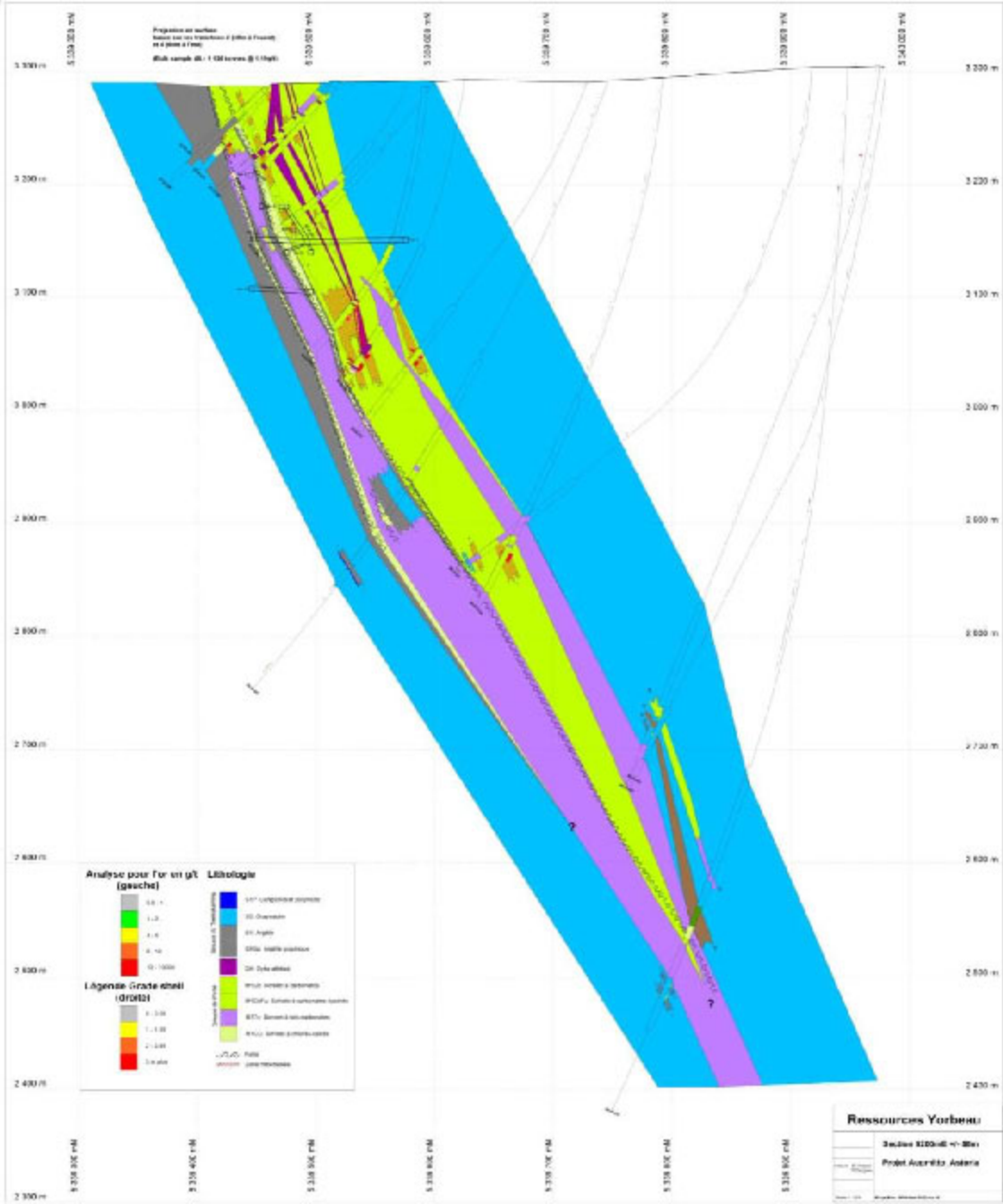

Section 4800 mE

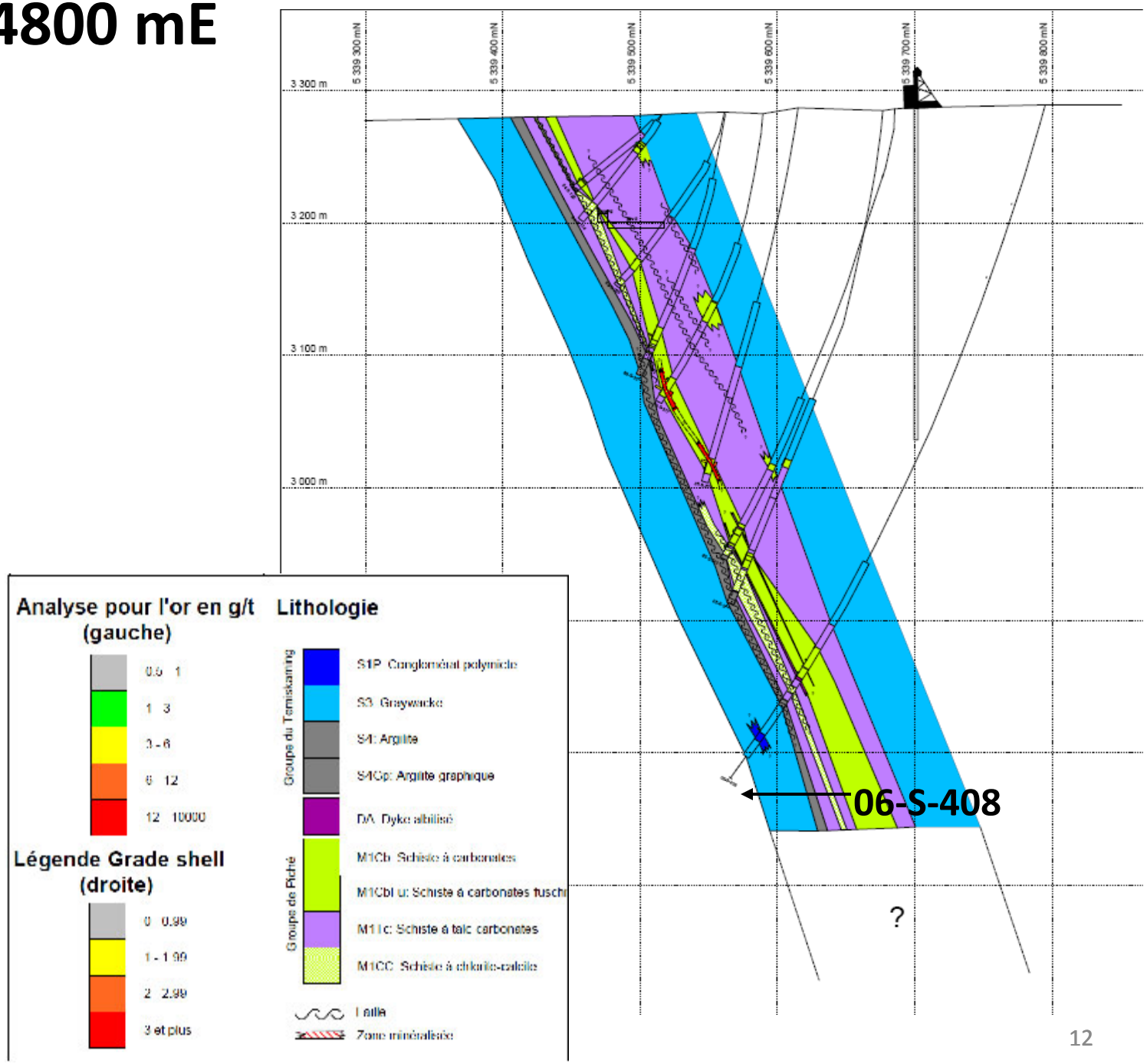

Supporting Evidence

The Augmitto Deep target was also proposed by Tom Robyn and Howard Poulsen based on the plunge of mineralization from Trench 4

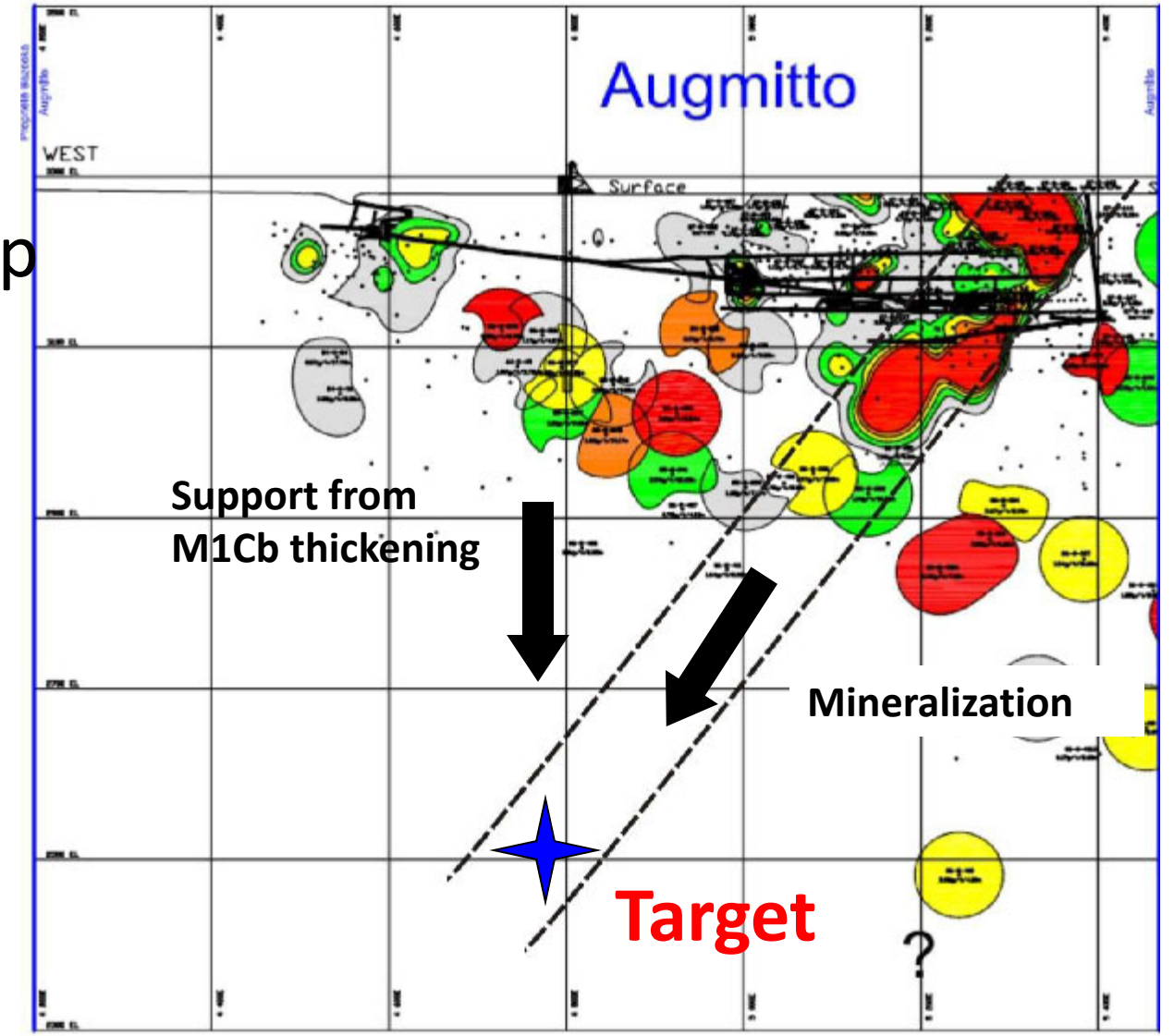

Long section Augmitto-Astoria showing (in grey) areas for drilling to 43-101 compliance

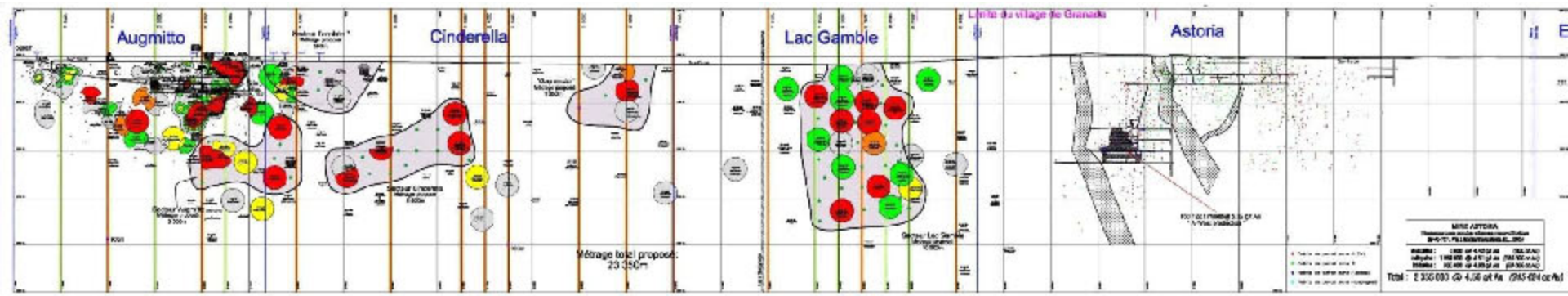

Long section of eastern six km of the Rouyn property that is essentially unexplored

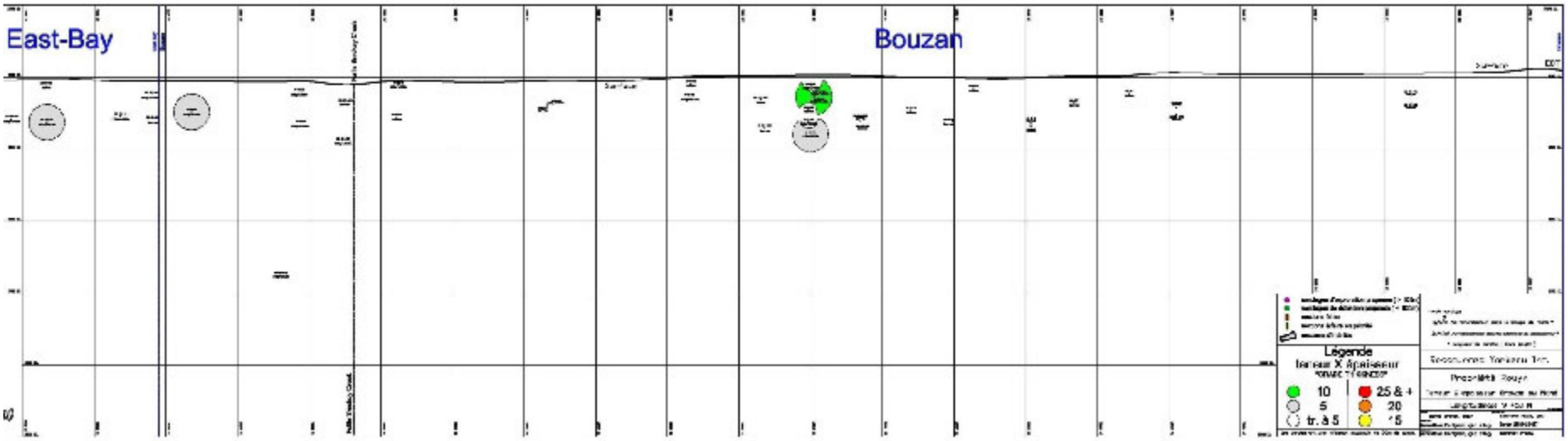

COMPARAISON DES LONGITUDINALES DE DÉPÔTS AURIFÈRES

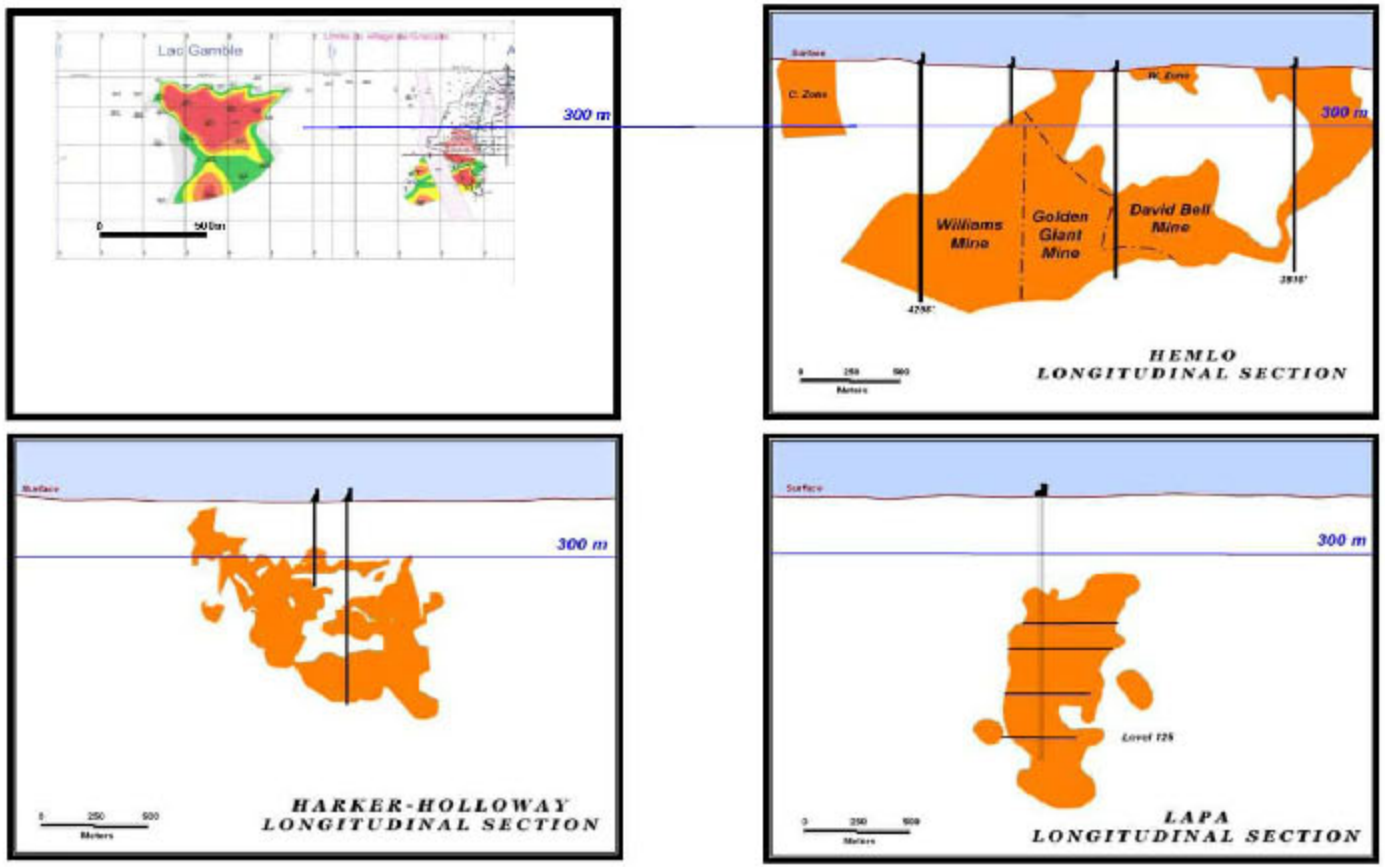

2011 Objectives and Plans

- OBJECTIVES:
  - By June 2011, have 43-101 compliant resource at Augmitto mine
  - Proceed to commission 43-101 compliant resources estimate at Lake Gamble & Cinderella deposits
  - Add these resources to the 349,100 ounces at Astoria mine (43-101 compliant)
  - target is to have 1-2 million ounces of 43-101 compliant gold at Rouyn within 12 months

- Evaluate Augmitto-Astoria trend of 6 km strike length
  - 2010 Phase I completed: drilling to locate potentially significant gold zones
  - Phase II completed: evaluate and re-interpret data
  - Phase III (start March 2011); 27,500 m drilling program in two phases:
    - First phase of drilling program is to complete 10,000 m by June 30, 2011
    - Drill Augmitto T4 zone 400-600 m depth and to west, also expansion drilling

    - Second phase is to:
    - Drill Cinderella & Lake Gamble zones as in-fill drilling
    - Drill Lake Gamble and Cinderella zones to depth as expansion drilling
    - Drill Astoria below 600 m depth and to east, between diabase dikes, expansion drilling
    - Drill other targets on the Rouyn property including trench 7 at Augmitto, the gap between Cinderella and Lake Gamble, and Astoria East

Key Officers & Managers

- **David Crevier, Chairman,** lawyer in private practice, involved in natural resource industry for over 25 years.
- **Thomas Robyn, Director and President & CEO, Ph.D.,** 34 years experience in design and management of mineral exploration projects, mineral property reviews for the capital markets, and advisor to private interests**.**
- **Gérald Riverin, Ph.D., Director,** expert on VMS deposits and exploration technology, participated in discovery and development of Inmet's Troilus open pit gold-copper mine (> 2 M oz gold).
- **Laurent Hallé, Project Manager,** 22 years experience in exploration planning, property acquisition, planning and supervision of diamond drill programs and exploration crew management.
- **Mr. Ercan Ugur, CFO**, an executive involved in the exploration and development of base metal mining properties in the Abitibi region of Quebec. Mr. Ugur holds a Bachelor of Arts degree from the University of Bosphorus, Istanbul, Turkey and has been working in the mining industry since 1982.
- **Georges Bodnar Jr., Director,** C.A. was instrumental in assembling the land package of Yorbeau over the last number of years.

Capitalization, May 2011

- Shares outstanding: 163,996,040
- Warrants outstanding:
  - Expiry from June 17 to July 25, 2011, exercisable at $0.40/share 681,050
  - Expiry from June 20 to June 22, 2012, exercisable at $0.35/share 6,122,216
  - Expiry from June 22, 2012 to March 31, 2013, exercisable at $0.25/share 400,000
- Options outstanding: exercisable at $0.16-$0.35 5,780,000
- Approximate ownership of 5 shareholders 35%
- 52-week Hi-Lo: $0.295–0.15

- **www.yorbeauresources.com**

Forward-looking Statements

Statements in this presentation that relate to expectations, beliefs, forecasts, objectives, assumptions and future events or performance do not constitute historical facts but are rather considered to be forward-looking statements. Such statements generally contain terms including, but not limited to, “believes”, “does”, “expects”, “anticipates”, “estimates”, “forecasts”, “intends” and “plans”, as well as the use of the conditional tense. For instance, statements regarding financial condition, probable or expected future results of operation, growth prospects, market share, management’s plans and objectives, the market for our common shares or the future management and corporate structure are all forward-looking statements.

There can be no assurance that such statements will prove to be accurate. Such statements are subject to known and unknown risks, uncertainties and assumptions that could influence actual achievements and render them different from the expectations described or implied by forward-looking statements regarding results, activities, return or achievements.